

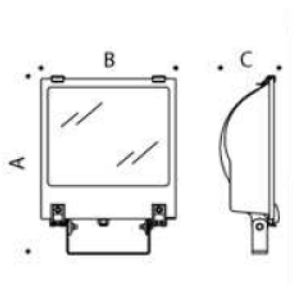
## JOLLY



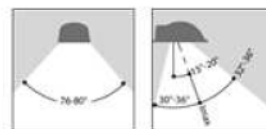
JOLLY is a range of multipurpose general area floodlights suitable for 70-400W metal halide and high pressure sodium lamps.

JOLLY floodlight features:

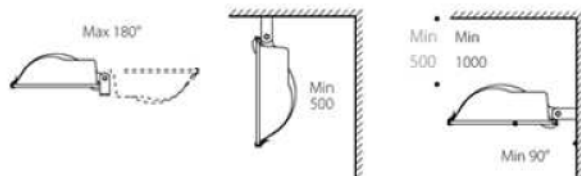
- High light output ratios
- Robust construction and reliability
- Fast and easy installation / maintenance
- Die cast aluminium alloy corrosion resistant body, sand blast and phospho-chromate pre-treated, finished polyester powder coated RAL 9006 grey.
- Reflector in high purity aluminium anodised and polished.
- Toughened safety glass cover, hinges down for easy access and maintenance.
- Silicone anti-ageing gasket.
- Stainless steel external screws



	Jolly1
A	355
B	265
C	120



JOLLY1



94 RAL 9006

JOLLY 1/A

07022994

/A 70 94 CRL

07022894

/A 150 94 CRL



RX7s 70W

RX7s 150W



IP 65



CLASS I

